



PERISKAL News

Periskal cvba. Your partner in River Information Services since 1990.

Periskal News is a trimestral edition of Periskal Group. Periskal is the brand name of Periskal cvba.

Dear Customers,

The summer is over, very sunny indeed, but not enough water. Hopefully you enjoyed it anyway.

At Periskal we didn't waste our time during the past months, the summer update contains many new charts and data, among other things the waterway of Lemmer to Delfzijl has been renewed completely. More details elsewhere in this newsletter.

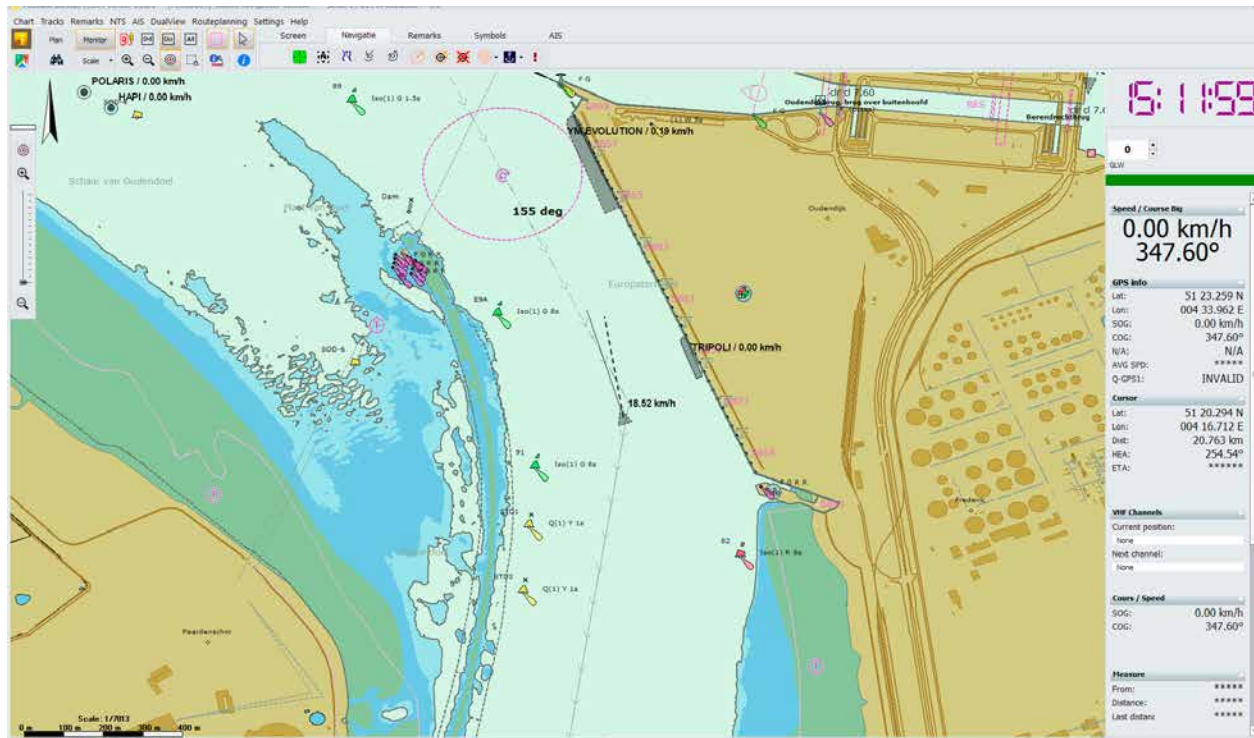
Meanwhile, we are working on a totally renewed Periskal Inland ECDIS Viewer, although the changes on the engine will not be visible. We had to renew some underlying functions for future interfacing with other systems. With these renewed functions we will be able to continue delivering a high-quality product for many years to come.

The most visible is the re-styling of the menu, more modern and more straightforward to use. All settings were grouped and not needed menus and features have been removed.

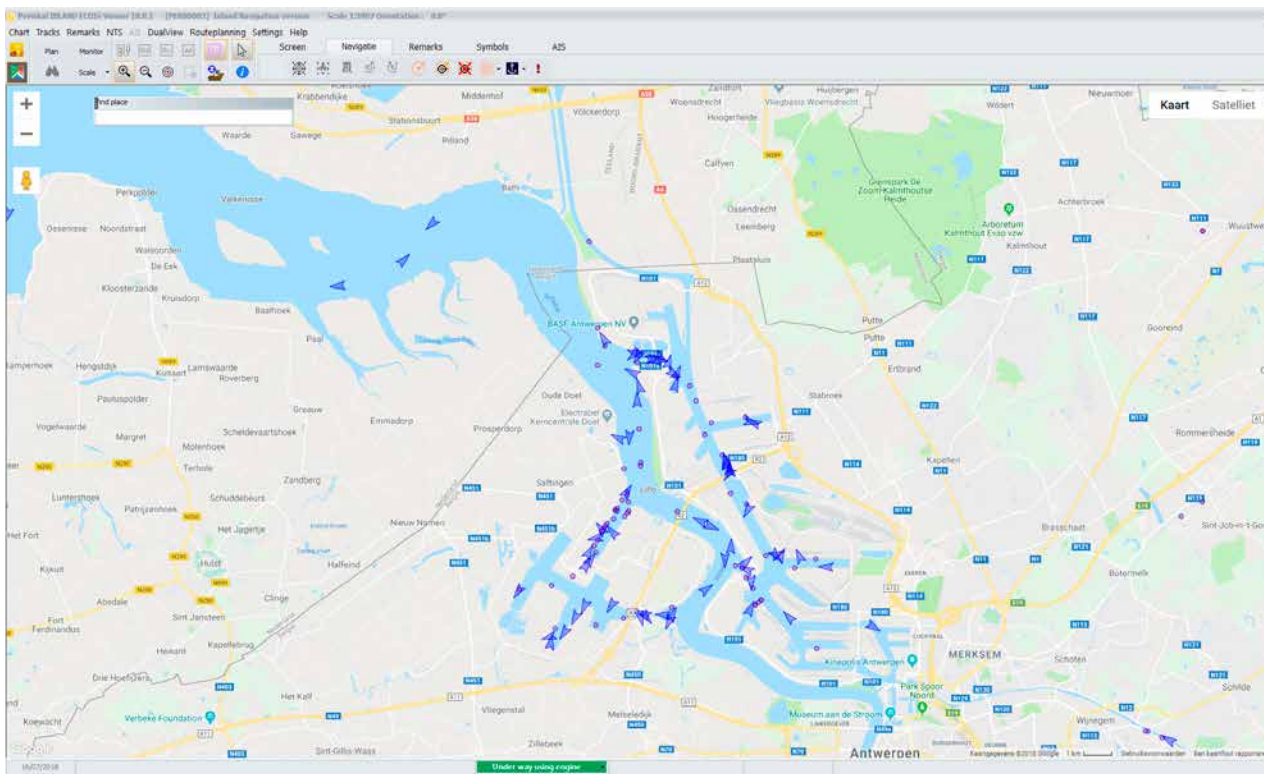
For the time being we have decided to keep a large part of the layout of the menu unchanged, to look similar with the current version.

Google Maps was built in so you can look up or view something in Google Maps directly in the chart system.

In the meantime this version was tested in a restricted group and will be distributed to our test group in September.



Neue look Inland ECDIS Viewer



Google Maps

The integration with electronic notification has our special attention. In the context of the mandatory electronic reporting with BICS for tanker transport on the Rhine from December this year.

A working group of Governments, interest groups, companies and developers are working on a uniform list of terminals. This should be ready in September so that we can provide an integrated test version of the Viewer for these customers.

Recently, a Periskal AIS transponder has been certified, the PM-1 Periskal Mobile transponder 1.

Nothing particular you could say, but this transponder is a so-called black box version, a device you can assemble in the console and the minimum Keyboard Display (MKD) is integrated in the software of the Periskal Inland ECDIS Viewer. The whole has been approved as first of its kind, no more devices should be installed visibly and no extra holes have to be made in the console.

The device is also controlled via LAN, a network cable and no longer via an old serial connection. The serial connections are the cause of many problems and disturbances with AIS on board. If your current transponder is malfunctioning, it is sufficient to use the existing antennas and to plug them directly in the console. You can remove the old AIS or leave it in the console if it is built in. Further details and pricing will be available in September.



PM-1 Transponder

If you already like to try out the latest version of our ECDIS Viewer in September, please send an email to info@periskal.com.

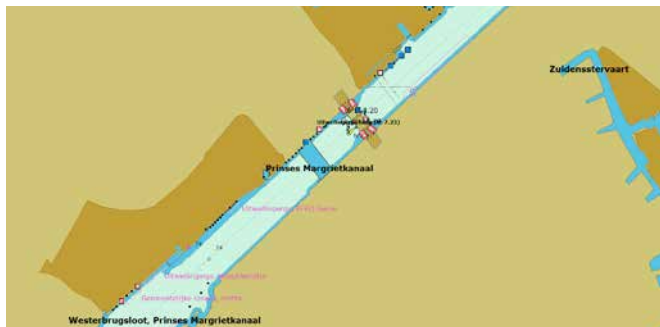
Further on in this newsletter you can read what charts were changed in this update.

MODIFICATIONS CARTOGRAPHY

All charts have been updated with the latest information from Notices to Skippers and Notices to Mariners. All new official data has been processed and all incoming remarks have been integrated.

A small list of these changes :

- New charts of Wallonia
- New charts of the waterway Lemmer - Delfzijl
- New charts of the Westerscheldt
- New charts of the Waddenzee
- New charts of the German, the Dutch and the Belgian coast
- New charts of the German authorities in various areas:
 - Elbe
 - Elbe - Havel Kanal
 - Elbe - Lübeck Kanal
 - Elbe - Seitenkanal
 - Mittellandkanal
 - Mittellandkanal Stichkanal Hannover - Linden
 - Mittellandkanal Stichkanal Hildesheim
 - Mittellandkanal Stichkanal Osnabrück
 - Mittellandkanal Stichkanal Salzgitter
 - Potsdammer Havel
 - Teltowkanal
 - Untere Havel - Wasserstraße (Spandau - Plaue)
- New charts of Oise and Saône in France
- New charts of Serbia
- New charts of Romania
- New charts of Bulgaria



How to install the update ?

- Insert the update DVD in the PC
- Automatically you will get the Setup window in which you can choose the language of the Newsletter. By selecting a language the Newsletter opens.
- By closing or minimalizing the Newsletter you can click on 'Now install' in the Setup window
- The next window appears where you can choose the desired installation language
- Follow the instructions on the screen
- Restart your PC and then you can open Periskal Viewer
- Your charts will be installed automatically

We advise you to install the update during our office hours.

Support: +32 3 669 57 36

Periskal

Head office
Den Isomo 11
2990 Wuustwezel, Belgium

Phone: +32 3 669 57 36
Fax: +32 3 669 57 37
E-mail: info@periskal.com
Website: www.periskal.com



PERISKAL
GROUP